

Before registering for group skating lessons, please familiarize yourself with Trough Ice Arena's Covid-19 Group Lesson Eligibility Requirements & Protocols.

William B. Trough Ice Arena Group Lesson Eligibility Requirements & Protocols (Updated 03.01.2001)

Group Lesson Eligibility Requirements

To stay in compliance with the "6-Foot Rule and "No Touch Rule," students must meet the following requirements:

- 1) Student is *6+ Years Old
- 2) Student has completed a beginner class or has on-ice experience.

In the fall we are hopeful to, again, offer group lessons to skaters of all abilities and ages from 4+ years old and up.

Maine CDC "6-Foot Rule" and Trough Ice Arena's Covid-19 "No Touch Rule"

Per the Maine CDC, unless you reside in the same household, always maintain a 6-foot distance from each.

For the health and safety of our skaters, instructors and staff, TIA has implemented a "No Touch Rule."

Staff and instructors will ONLY assist skaters who are unable to rise unassisted, due to injury.

For this reason, skaters must have some on-ice skating experience.

No touching unless an emergency occurs.

Maine CDC Maximum Building Capacity - 50 Occupants

Per the Maine CDC our maximum building occupancy capacity is 50. This includes staff and instructors.

At this time, family, friends and spectators are NOT allowed in the arena.

Young children may be briefly accompanied by one adult for assistance prior to and immediately following their lesson.

Please follow the arrows to the exit door when departing.

TIA Group Lesson Protocols

1. Individuals experiencing a sore throat, cough, chills, body aches, shortness of breath, loss of smell and or taste or fever at or greater than 100 degrees or ANY other symptoms consistent with COVID-19 are prohibited from entering the arena.
2. Students are **required** to wear a face-covering **at all times**, including during on-ice group lessons.
Per the CDC, shields alone are not an acceptable barrier unless combined with a face covering.
3. Please arrive at the rink **no more than 10 minutes before your scheduled lesson**. As a safety precaution, TIA is controlling access to the building and as such, we appreciate your prompt arrival for lessons. This allows staff to limit the number of people allowed in the arena. If waiting in line outside, you must wear your mask and observe the 6 feet rule.
4. Skaters are to be dropped off/picked up outside the rink and should come prepared to take the ice. Upon your arrival, entrance to the building is through the front doors and once in the lobby, down the stairs to the left. *Please look for the arrows.*
Young children may be briefly accompanied by one adult for assistance prior to and immediately following their lesson.
Please do not forget to fill out the TIA Covid-19 Daily Health Check for **YOU** and your child.
5. Skaters must exit the building within 10 minutes after their lesson has concluded. Upon your departure, exit past the bleachers and through the side doors. *Please look for the arrows.*
6. Restrooms may be used with a maximum of 2 skaters per restroom allowed. Socializing in the lobby and/or restrooms is **NOT** allowed.
7. **TIA does NOT maintain a Lost and Found. Any items left behind will be disposed of.** *All personal items, i.e. jewelry, wallet, etc. should be left at home.*
8. Currently, we are not allowing the consumption of food.

Protocol Violations

Violation of these protocols may result in being asked to leave our facility.

Refunds/credits will NOT be given when asked to leave the building for not following Covid-19 Protocols.

When under the age of 18, TIA will contact parent to pick skater up or give permission for skater to leave TIA on their own.


Even with these precautions in place, Trough Ice Arena cannot eliminate all risk associated with COVID-19. By choosing to make use of this facility, guests are assuming the risk that they may contract COVID-19 at the facility despite Trough Ice Arena's best efforts to provide a clean and safe environment.

Mandatory TIA Covid-19 Health Check

All who enter are required to complete the TIA Covid-19 Health Check Questionnaire **before** entering our facility.

For your convenience, the Q-code link is also posted on the doors into our rink.

Covid-19 Daily Health Check



William B.
TROUBH
ICE ARENA

225 Park Avenue • Portland • Maine • 04103 • www.troubhicearen.com

"Our mission is to provide skaters of all ages, abilities and interests with quality instruction in a warm and friendly environment."

Trough Ice Arena (TIA) Group Skating Lessons

Trough Ice Arena has been offering group lessons for over 37 years. Since its inception, it has been one of our most popular and successful programs. With over 100 years of combined experience, TIA skating instructors are certified ISI or USFS professionals and/or qualified amateur figure skaters who absolutely love teaching this sport to skaters of all ages and skating abilities! (If you would like more information on private skating lessons, please email: vla@portlandmaine.gov.)

Ice Sports Industry (ISI) Skating Program

ISI created America's original learn-to-skate program and has introduced more than 10 million individuals to the wonderful world of ice skating!



The ISI Skating Program was developed more than 50 years ago and has become the program of choice for successful coaches and skating schools wishing to increase participation and improve skater retention while keeping skating fun! It is based on consistent and well-defined levels of achievement that have proven to guide a skater from basic beginner maneuvers through significantly more advanced and even competitive skill sets. It has literally taught millions of people how to skate and skate well. Many of the most accomplished skaters in the USA began in this program and have gone on to achieve some of the world's highest titles. Skaters are introduced to attainable skills and are constantly evaluated and tested at appropriate intervals. Skaters receive an ISI patch for each ISI Freestyle level attained. ISI (Ice Sports Industry) levels are strictly adhered to.

"It has been, and will continue to be, the policy of the Ice Sports Industry (ISI) to promote equal opportunity for all members in its leadership and educational programs, endorsed events and other activities sponsored by the ISI. The objective of ISI is to encourage participation in recreational ice sports without regard to race, color, religion, sex, national origin, age, disability, ancestry, sexual orientation, gender identity and expression or veteran status."

Youth ISI Basic Skills Group Lessons for Ages 6-17 Years Old

Youth ISI Basic Skills Levels – Pre-Alpha • Alpha • Beta • Gamma • Delta

Basic skills instruction enables students to pursue interests in figure skating, hockey, recreational or speedskating. Each weekly session generally consists of a 25-minute lesson and a 25-minute practice. Skaters are introduced to attainable skills and are constantly evaluated and tested at appropriate intervals. Skaters receive an ISI patch for each ISI Basic Skills level attained. ISI (Ice Sports Industry) levels are strictly adhered to.

Youth ISI Freestyle Levels 1-10 for Ages 6-17 Years Old

Freestyle skating is more than having the ability to do a jump or spin. It is an artistic sport combining both athleticism and performance demonstrating artistry, musicality, and showmanship. The ISI Freestyle Levels are exciting! Classes are specifically designed for each ISI level attained and consist of 25 minutes of instruction, followed by 25 minutes of supervised practice. Now it is time to fly high! Beginning with half-rotation jumps and basic spins all the way up to triple jumps and flying spins, your skating skill level will improve at every step. The class curriculum is presented in a positive manner and maneuvers are broken down into smaller parts so they can be learned and mastered.

Freestyle Elements (FS E)

These classes focus on teaching specific skating skills including edges, jumps, and spins that we call "Elements." Students are tested on these elements to determine if they are ready to progress to the next level. If not, the test results provide feedback on what elements the student needs to continue to work on.

Freestyle Program (FS E)

These classes link each level's required **elements** with music to create a "Program." Ideally, the program will match the student's musical taste and skating style while using all required skills from their level. The skater then skates their program on a testing session to complete the level's requirements. *In general, students work with a private coach to develop a program.*

ISI Group Lesson Practice Ice for Gamma Level and Higher Ages 6+ Years Old

ISI Group Lesson Practice Ice is offered to any student 6+ years old who skates at the ISI Gamma Level or higher. It is the perfect opportunity for students to practice what they are learning in class and/or to supplement their group lesson with a private lesson. Ice is limited to 20 students and group lesson participants have priority on the ice. You may sign up for as few or as many classes as you like! Participants must be pre-registered for this class and we encourage you to register early.

Group Lesson Registration Policies

- **Preregister: Preregistration is mandatory.**
- **Drop-in Classes:** Drop-in classes are NOT allowed on ISI lesson ice.
- **Full Refund:** Full refunds/credits are given with a 48-hour notice of first lesson in the session.
- **Partial Refund:** With less than a 48-hour notice of first lesson in the session, you may choose a full credit to be used at a later date or a partial refund, minus \$20.00 of total amount paid, unless accompanied with a doctor's note.
- **No Refund:** No refunds/credits are given after the second class, unless accompanied with a doctor's note.

Group Lesson Make-up Class Policy

• **Make-up Classes:** Make-up classes must be done within the SAME session and may be taken on any other day of the week that the same class is offered. To schedule a make-up class, please email: vla@portlandmaine.gov

CLASS SPACE IS LIMITED AND AVAILABLE ON A FIRST COME - FIRST SERVED BASIS ONLY!

Due to Covid-19 Lesson Protocols and the parameters we have to work within, we do not guarantee that you will be able to attend a make-up class at this time.

Skates / Rental Skates / Sharpening

Complimentary Rental Skates Are Included With Group Lessons.

Did you know that having your skates professionally sharpened makes it much easier for skaters to learn new techniques? If you own your own skates, TIA staff is happy to evaluate your skates and sharpen as needed. Please contact our office to schedule an appointment: ralen@portlandmaine.gov / 207-828-5492

Parking at Trough Ice Arena

Trough Ice Arena is located at the Portland Sports Complex on 225 Park Avenue. Parking is free, and on a first-come, first-served basis. We share our spaces with nearby facilities, including the Expo and Hadlock Field. Blue cones reserve a limited number of spaces for our patrons. Additional parking is available behind the arena.

Youth ISI Basic Skills Group Lessons

Youth ISI Basic Skills Levels – Pre-Alpha • Alpha • Beta • Gamma • Delta

Students must be preregistered in order to participate in the ISI Group Lesson Program.

When unsure of skater's level register as a beginner. Class instructors will evaluate skating skills and place in appropriate class.

ISI Group Lesson Practice Ice

Participants must be pre-registered for this class and must skate at a Gamma level or higher.

Early Spring Session

ISI Levels	Day	Session Dates	Times	Res Fees	Non-Res Fees
6+ years old	Sun	Mar 21, 28 Apr 4, 11, 18	4:10-5:00 p.m.	\$ 75.00/Session	
	Tue	Mar 16, 23, 30 Apr 6, 13	3:50-4:40 p.m.		
Youth 6-17 years old	Tue	Mar 16, 23, 30 Apr 6, 13	5:00-5:50 p.m.	\$ 80.00	\$ 85.00
6+ years old	Tue	Mar 16, 23, 30 Apr 6, 13	6:10-7:00 p.m.	\$ 75.00	
Youth & Adult 6+ years old	Thu	Mar 18, 25 Apr 1, 8, 15	1:50-2:50 p.m.	\$ 80.00	\$ 85.00

Late Spring Session

6+ years old	Sun	April 25 May 2, 9, 16, 23	4:10-5:00 p.m.	\$ 75.00/Session	
	Tue	Apr 27 May 4, 11, 18, 25	3:50-4:40 p.m.		
Youth 6-17 years old	Tue	Apr 27 May 4, 11, 18, 25	5:00-5:50 p.m.	\$ 80.00	\$ 85.00
6+ years old	Tue	April 25 May 2, 9, 16, 23	6:10-7:00 p.m.	\$ 75.00	
Youth & Adult 6+ years old	Thu	Apr 29, May 6, 13, 20, 27	1:50-2:50 p.m.	\$ 80.00	\$ 85.00
Youth 6-17 years old	Sat	Apr 24, May 1, 8, 15, 22	9:50-10:40 p.m.	\$ 80.00	\$ 85.00
6+ years old	Sat	Apr 24, May 1, 8, 15, 22	11:00-11:50 a.m.	\$ 75.00/Session	
			12:00-12:50 p.m.		

Early Summer Session

No class on Tue, Jul 6th. / No class on Wed, Jul 7th.

6+ years old	Tue	Jun 8, 15, 22, 29 Jul 13, 20	3:50-4:40 p.m.	\$ 90.00	
Youth 6-17 years old	Tue	Jun 8, 15, 22, 29 Jul 13, 20	5:00-5:50 p.m.	\$ 93.00	\$ 99.00
6+ years old	Tue	Jun 8, 15, 22, 29 Jul 13, 20	6:10-7:00 p.m.	\$ 90.00	
			3:50-4:40 p.m.		
	Wed	Jul 9 16, 23, 30 Jul 14, 21	6:10-7:00 p.m.		

Late Summer Session

6+ years old	Tue	Jul 27 Aug 3, 10, 17, 24	3:50-4:40 p.m.	\$ 75.00	
Youth 6-17 years old	Tue	Jul 27 Aug 3, 10, 17, 24	5:00-5:50 p.m.	\$ 80.00	\$ 85.00
6+ years old	Tue	Jul 27 Aug 3, 10, 17, 24	6:10-7:00 p.m.	\$ 75.00/session	
			3:50-4:40 p.m.		
	Wed	Jul 28 Aug 4, 11, 18, 25	6:10-7:00 p.m.		

Basic Skill Level Prerequisites and Class Curriculum

● **ISI Pre-Alpha Level** (Equivalent to USFS Basic 2)

PREREQUISITES: Skater has completed a Beginner Class or is able to fall safely and get back up and is familiar with forward and backward movement. **CLASS**

CURRICULUM: In the Pre-Alpha class, skaters will learn how to do a two-foot glide, a right & left one-foot glide, a forward and backward swizzle and a backward wiggle.

● **ISI Alpha Level**

(Equivalent to USFS Basic 3 New to Alpha/Basic 4 Previously in Alpha)

PREREQUISITES: Skater has passed the ISI Pre-Alpha Level or is able to do a two-foot glide, a right & left one-foot glide, a forward and backward swizzle and a backward wiggle. **CLASS CURRICULUM:** In the Alpha class, skaters will learn how to do 6 forward strokes, 5 right foot-over left/5 left foot-over right forward crossovers and come to a one-foot snowplow stop.

● **ISI Beta Level** (Equivalent to USFS Basic 5)

PREREQUISITES: Skaters has passed the ISI Alpha Level or is able to do 6 forward strokes, 5 right foot-over left/5 left foot-over right forward crossovers and come to a one-foot snowplow stop. **CLASS CURRICULUM:** In the Beta class, skaters will learn how to do 6 backward strokes, 5 right-foot over left/5 left foot-over right backward crossovers and come to a right/left foot outside edge t-stop.

● **ISI Gamma Level** (Equivalent to USFS Basic 6)

PREREQUISITES: Skater has passed the ISI Beta Level or is able to do 6 backward strokes, 5 right-foot over left/5 left foot-over right backward crossovers and come to a right/left foot outside edge t-stop. **CLASS CURRICULUM:** In the Gamma class, skaters will learn how to do a right/left forward one-foot outside 3-turn, a right/left forward inside open Mohawk combination and come to a hockey stop. This is a such an exciting level to pass because you now qualify to skate on ISI open-freestyle practice ice!

● **ISI Delta Level** (Equivalent to USFS Basic 7)

PREREQUISITES: Skaters have completed the ISI Gamma Level or are able to do a right/left forward one-foot outside 3-turn, a right/left forward inside open Mohawk combination and come to a hockey stop. **CLASS CURRICULUM:** In the Delta class, skaters will learn how to do a right/left forward one-foot inside 3-turn, forward outside/inside edges, a shoot-the-duck or lunge (skater's choice) and a bunny hop.

Click here for a detailed list of skills taught at Basic Skills Level along with a video demonstration:

[ISI Basic Skills Test Requirements & Video Demonstration](#)

Youth ISI Freestyle Group Lessons

ISI Freestyle Levels 1 – 10

Students must be preregistered in order to participate in the ISI Group Lesson Program. When unsure of skater's freestyle level register as a Freestyle Level 1. Class instructors will evaluate skating skills and place in appropriate class.

Early Spring Session

ISI Levels	Day	Session Dates	Times	Res Fees	Non-Res Fees
6+ years old	Sun	Mar 21, 28 Apr 4, 11, 18	4:10-5:00 p.m.	\$ 75.00/session	
	Tue	Mar 16, 23, 30 Apr 6, 13	3:50-4:10 p.m. 6:10-7:00 p.m.		
Youth 6-17 years old	Tue	Mar 16, 23, 30 Apr 6, 13	7:10-8:00 p.m.	\$ 80.00	\$ 85.00
Youth & Adult 6+ years old	Thu	Mar 18, 25 Apr 1, 8, 15	1:50-2:50 p.m.	\$ 80.00	\$ 85.00

Late Spring Session

6+ years old	Sun	Apr 25 May 2, 9, 16, 23	4:10-5:00 p.m.	\$ 75.00/session	
	Tue	Apr 27 May 4, 11, 18, 25	3:50-4:10 p.m. 6:10-7:00 p.m.		
Youth 6-17 years old	Tue	Apr 27 May 4, 11, 18, 25	7:10-8:00 p.m.	\$ 80.00	\$ 85.00
Youth & Adult 6+ years old	Thu	Apr 29, May 6, 13, 20, 27	1:50-2:50 p.m.	\$ 80.00	\$ 85.00
6+ years old	Sat	Apr 24, May 1, 8, 15, 22	11:00-11:50 a.m. 12:00-12:50 p.m.	\$ 75.00/session	
Youth 6-17 years old	Sat	Apr 24, May 1, 8, 15, 22	1:10-2:00 p.m.	\$ 80.00	\$ 85.00

Early Summer Session

No class on Tue, Jul 6th. / No class on Wed, Jul 7th.

6+ years old	Tue	Jun 8, 15, 22, 29, Jul 13, 20	3:50-4:10 p.m. 6:10-7:00 p.m.	\$ 90.00/session	
Youth 6-17 years old	Tue	Jun 8, 15, 22, 29, Jul 13, 20	7:10-8:00 p.m.	\$ 93.00	\$ 99.00
6+ years old	Wed	Jun 9, 16, 23, 30, Jul 14, 21	3:50-4:40 p.m. 6:10-7:00 p.m.	\$ 90.00/session	

Late Summer Session

6+ years old	Tue	Jul 27 Aug 3, 10, 17, 24	3:50-4:10 p.m. 6:10-7:00 p.m.	\$ 75.00/session	
Youth 6-17 years old	Tue	Jul 27 Aug 3, 10, 17, 24	7:10-8:00 p.m.	\$ 80.00	\$ 85.00
6+ years old	Wed	Jul 28 Aug 4, 11, 18, 25	3:50-4:40 p.m. 6:10-7:00 p.m.	\$ 75.00/session	

Register before the sessions start date and receive a \$15.00 discount!

ISI Freestyle Levels 1-10 • Badge Level Requirements - Class Curriculum

- Freestyle 1 Badge Level Requirements (*Equivalent to USFS Basic 8*)
Forward Inside Pivot • 2-Foot Spin • Forward • Arabesque Backward Outside & Inside Edges • One ½ Flip • Waltz Jump
- Freestyle 2 Badge Level Requirements (*Equivalent to USFS Freeskate 1*)
Ballet Jump • Jump Sequence: Waltz jump / Tap-toe Jump / 3-turn OR Mohawk turn / One ½ Flip Jump • One ½ Lutz • One-Foot Spin Dance Step Sequence: 2 Forward Arabesques (On either foot – and on either outside or inside edge)
- Freestyle 3 Badge Level Requirements (*Equivalent to USFS Freeskate 2*)
Backward Outside or Backward Inside Pivot • Salchow Jump Change Foot Spin • Backward Arabesque Dance Step Sequence: Toe Loop Jump OR Toe Walley Jump
- Freestyle 4 Badge Level Requirements (*Equivalent to USFS Freeskate 3*)
Flip Jump • Loop Jump • Sit Spin • One ½ Loop Jump Dance Step Sequence: 2 Backward Arabesques (1 each on the Right and Left foot) / Backward Outside and Backward Inside 3 Turns
- Freestyle 5 Badge Level Requirements (*Equivalent to USFS Freeskate 4*)
Lutz Jump • Axel Jump • Camel Spin • Camel-Sit-Upright Spin
Fast Back Scratch Spin • Left Forward Outside Closed Swing Choctaw / Left Forward Inside Open Choctaw Dance Step Sequence: Left Forward Outside Bracket /Right Forward Inside Bracket / Right Forward Inside Twizzle / Right Back Outside Twizzle
- Freestyle 6 Badge Level Requirements (*Equivalent to USFS Freeskate 5 or 6*)
Split Jump • Split Falling Leaf Jump • Jump Sequence: Axel / One ½ Loop / Flip Jump • Double Salchow Jump • Cross Foot, Layback OR Sit • Change Sit Spin OR Spin Combination with change of foot and position Dance Step Sequence: Right Forward Outside Rocker /Left Backward Inside Counter / Right Back Inside Loop / Back Inside Loop

- Freestyle 7 Badge Level Requirements
Double Toe Loop or Double Toe Walley Jump • 2 Walley Jumps in a Row • Combination Spin with Change of Foot and Position Flying Camel Spin • Jump Sequence: 1-Foot Axel/ ¼ Flip/ Axel • Flip OR Lutz OR Loop Jump in Opposite Direction Dance Step Sequence: Right Forward Inside Counter /Left Forward Inside Counter;/Left Back Inside Rocker / Right Back Outside Double Twizzle / Left Forward Inside 1½ Twizzle
- Freestyle 8 Badge Level Requirements
Double Loop Jump • Double Flip Jump • Split Lutz Jump • Flying Sit Spin OR Axel Sit Spin • Jump Sequence: 1 ¼ Flip / 1 ¼ Flip / Double Salchow Dance Step Sequence: Camel-Jump-Camel Spin / Left Backward Inside Bracket, / Left Forward Outside 1 1/2 Twizzle / Right Forward Outside 1 1/2 Twizzle / Left Forward Outside Loop
- Freestyle 9 Badge Level Requirements
Opposite Spin • Double Lutz Jump • Axel / Double Loop Jump Combination • Axel in Opposite Direction or Double Axel Jump • Jump Combination – Rocker or Counter Jump / Double Toe Assisted Jump / Double Loop • Flying Camel into a Jump Sit Spin Dance Step Sequence: Straight Line Pattern
- Freestyle 10 Badge Level Requirements
Double Axel / Double Toe Loop Jump Combination •Triple Edge Jump (skater's choice) • Death Drop • 4 Alternating Axels in a Row OR Triple Toe Assist Jump Creative Dance Step Sequence: Right and Left Double Jump (not in sequence) OR Triple Toe Assisted Jump/ Double Loop Jump Combination / 3 Arabian Cartwheels OR 3 Butterfly Jumps in a Row

FMI: Please see links below.

Click here for a detailed list of ISI skills taught at the Basic Skills Level along with a video demonstration:

[ISI Freestyle Levels 1-10 Test Requirements & Video Demonstration](#)

How to Register for ISI Group Lessons

You may choose to pay by credit card or check.

Click here and follow directions below. Please pay particular attention to **Step 12: [Register for Group Skating Lessons](#)**

Step 1. Creating Your Account.

If you already have an account with us, please sign into your account and skip to **Step 8**.

If you forgot your Username, please click on "Forgot Username" or email: via@portlandmaine.gov

If you forgot your password, please click on "Forgot Password", and follow instructions.

Click on Create an Account

Create an Account

Step 2.

Fill in requested household information.

Look for CP Recreation Dept, (City of Portland Recreation Department), Do NOT click on General Info.

DO click on all other General Info buttons until red.

At the bottom of the page, click on "Create."

Email Preferences

The organization(s) below would like to email you general information about their programs and offerings. To opt-out please click the [General Info](#) buttons until they turn red.

As the primary contact for your family, you can not unsubscribe from receiving receipts and other important alerts. These buttons cannot be unchecked.

Bedrock Recreation Privacy Policy	<input checked="" type="checkbox"/> Receipts	<input checked="" type="checkbox"/> Alerts	<input checked="" type="checkbox"/> General Info
Bedrock School District Privacy Policy	<input checked="" type="checkbox"/> Receipts	<input checked="" type="checkbox"/> Alerts	<input checked="" type="checkbox"/> General Info
CP Recreation Dept Privacy Policy	<input checked="" type="checkbox"/> Receipts	<input checked="" type="checkbox"/> Alerts	<input type="checkbox"/> General Info

Create

Step 3.

Please read "Privacy Policy" and click on "Accept" and "Finish."

Accept Decline

Cancel Finish

Step 4.

Click on "Switch to a Different Community" and then click on "Portland, City of."

Switch to a Different Community

Switch to a Different Community

Capturepoint

Portland, City of

Step 5.

You are now on the City of Portland Recreation Department's Programs Page. Click on "View Account" to add family members to your household.

If you are an adult and do not need to add family members to your account, please skip to **Step 8**.

Portland Dept. of Parks, Recreation & Facilities

[Visit Website](#)

Welcome to Parks, Recreation & Facilities Department. This department consists of three major divisions: Public Assembly Facilities, Recreation and Building Maintenance. Public Assembly Facilities is responsible for the scheduling and management of Merrill Auditorium, Hadlock Stadium, Portland Exposition Building, Ocean Gateway and the Maine State Pier. Recreation manages the Portland Ice Arena, Riverside Golf Course and special events at various city parks and administers a variety of youth, adult and senior recreation and aquatic programs. Building Maintenance is responsible for the maintenance, repair and renovation of a variety of City and School buildings.

[Browse Activities](#)

Useful Links



VIEW & PAY BALANCES



VIEW REGISTRATIONS



MESSAGE CENTER



VIEW ACCOUNT

Step 6.

Click on "Add Adult" or "Add Child" to add additional family members to your account.

Individual Information

[Add Adult](#)

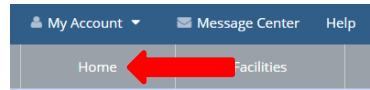
[Add Child](#)

Action	Name	Type	Status
Edit	New Student2U	Adult	Active

Step 7.

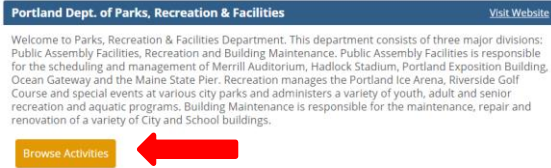
Fill in all requested information. Continue clicking on “Add Child” or “Add Adult” until all family members have been added.

When finished, at the top of the page, click on “Home.”



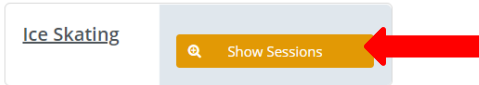
Step 8.

You are now ready to register for group lessons. Click on “Browse Activities” and follow the red arrows.

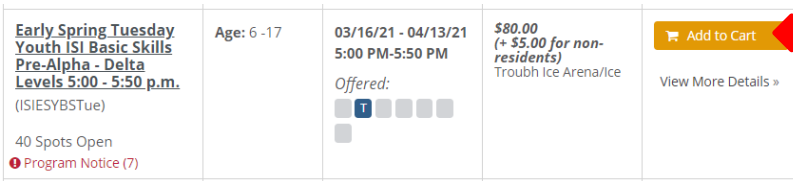


Step 9.

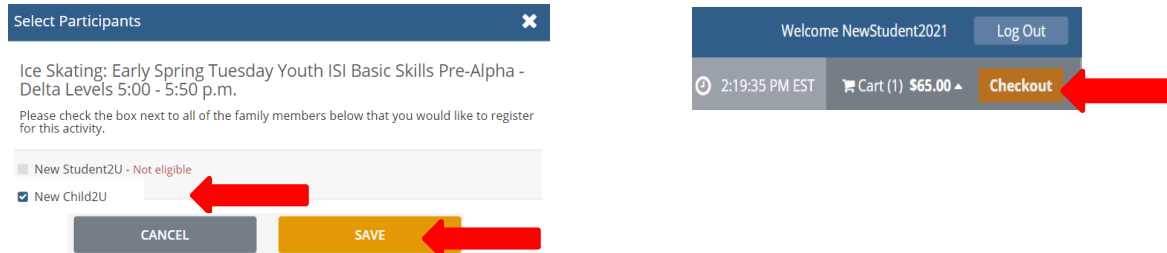
Under Ice Skating, click on “Show Sessions” and scroll to the group lesson you want to register for.



Step 10.



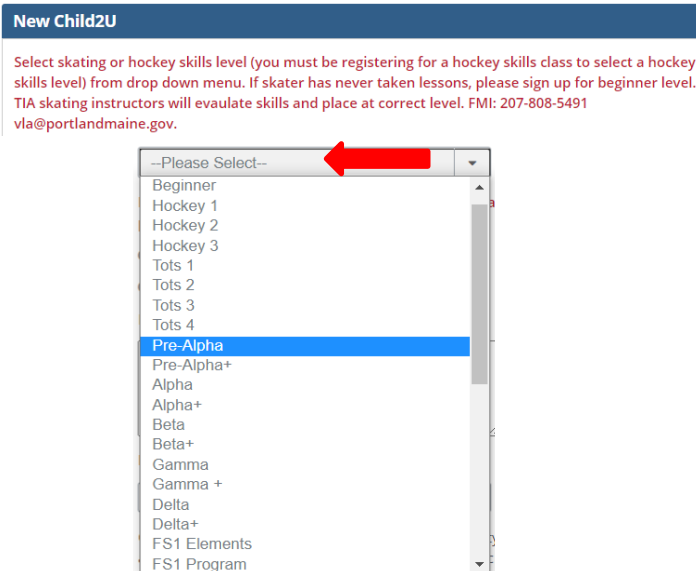
Step 11.



Repeat this process until you have added all classes that you wish to register for and at the top of the page, click on “Checkout.”

Step 12.

This is one of the most important steps in the registration process. This step ensures that you are enrolled in the correct skating level.



After choosing correct skating level, fill out requested information, sign and click on “Continue.”

Step 13.

Please be sure to click on "View" before you click on "Agree" and read each statement you are agreeing to.

1 Registration Forms 2 POLICIES & AGREEMENTS 3 Review & Payment 4 Checkout

Policies & Agreements

Please read the following policies and agreements carefully. By agreeing electronically, you acknowledge that you have both read and understood all text presented to you as part of the registration process.

- I agree to the **Assumption of Risk and Waiver of Liability Relating to Coronavirus/COVID-19** [\(View\)](#)
- I agree to the **Corona Virus/Covid19 TIA Ice Use Policy** [\(View\)](#)
- I agree to the **Legal Statement** [\(View\)](#)
- I agree to the **TIA Participant Emergency Medical Release** [\(View\)](#)
- I agree to the **TIA PHOTOGRAPHY and/or VIDEO RELEASE** [\(View\)](#)

By entering my name below, I assert that I have reviewed and agree to all of the policies and agreements I have selected above.

Electronic Signature *

New Student2U

Cancel Continue

Step 14.

Select payment method (Credit Card or E-Check)

Select Payment Method

Credit Card

e-Check

Cancel Continue

Step 15.

Fill out payment information and click on "Complete Transaction." An email confirmation will be automatically emailed to you.

Thank you for choosing Trough Ice Arena!